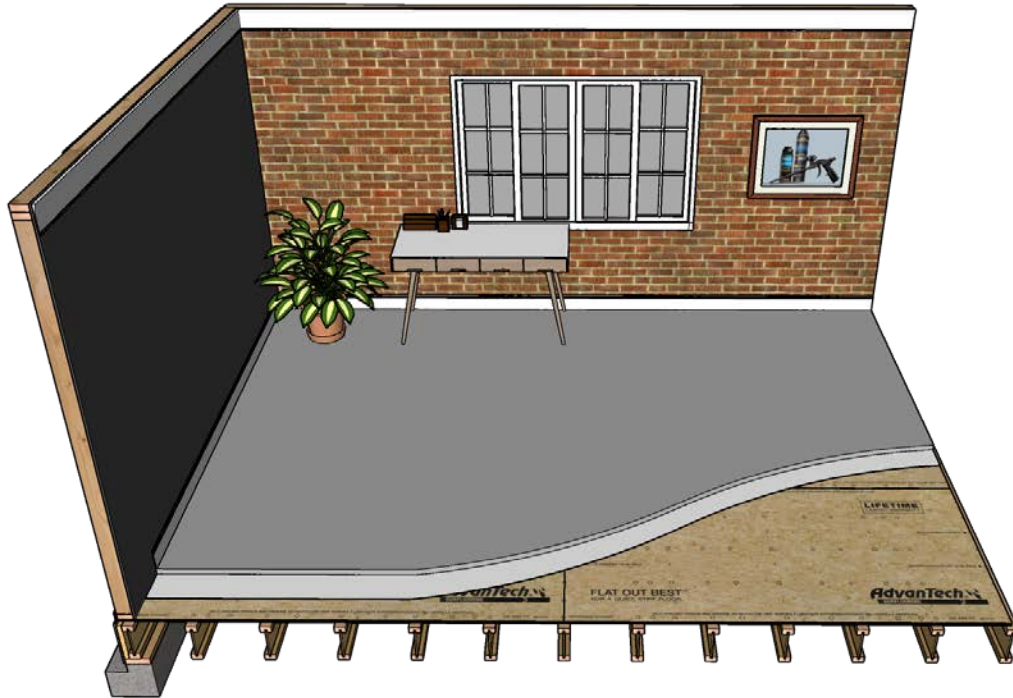
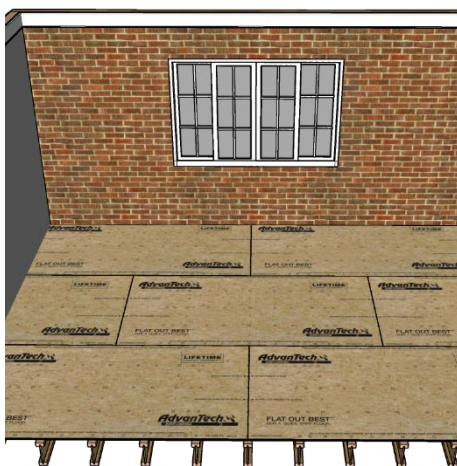


Installation of Gypsum Concrete Underlayment over AdvanTech® Flooring

AdvanTech flooring is an excellent substrate for a gypsum concrete underlayment. The following steps outline the construction sequence for the installation of gypsum concrete underlayment over AdvanTech flooring.



Step 1: AdvanTech Flooring Installation

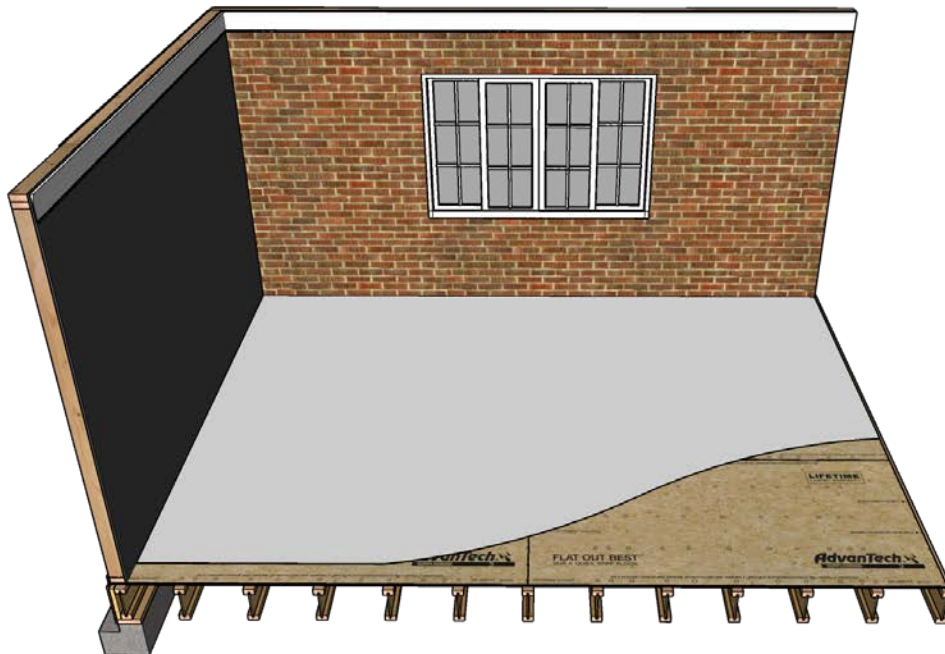


- Joists spaced a maximum of 24" o.c. using a deflection criterion of L/360.
- Minimum panel thickness is 23/32".
- Install panels with long dimension perpendicular to supports.
- Provide 1/8" expansion gap at 4-foot ends. T&G joint is self-spacing. ^a
- Apply a continuous 1/4" bead of subfloor adhesive to joists. Use only polyurethane or solvent-based adhesives which conform to industry standard AFG-01.
- Use #8 wood screws or 8d ring shank, screw shank or common nails for 23/32" thick panels. Use #9 wood screws, 10d ring shank, screw shank or common nails for thicker panels. Space fasteners no greater than 6" o.c. at supported ends and no greater than 12" o.c. at intermediate supports.

a. Refer to AdvanTech installation manual for more information on panel spacing and 1/8" panel expansion gap.

Step 2: Gypsum Concrete Underlayment Installation

- Although AdvanTech does not need to be sanded due to edge swell, some sanding may be required to ensure levelness of the floor system.
- Make sure the AdvanTech flooring is dry, clean, and free of dirt and dust prior to applying primers or gypsum concrete.
- Refer to the gypsum concrete manufacturer to determine the appropriate primers and apply (below) per their instructions. ^{b.}
- Apply gypsum concrete underlayment to primed AdvanTech surface in accordance with the gypsum concrete manufacturer's instructions. ^{c.}



- b. Use oil or solvent-based primers only. Water-based primers do not adhere sufficiently to AdvanTech flooring.
- c. The use of water sealants should be avoided as they may trap moisture within the AdvanTech panel and void the warranty.

For more information on gypsum concrete underlayment and other floor coverings installed over AdvanTech, contact Huber Engineered Woods Technical Division at 800-933-9220.